



## VECTOR X

\*Shown with GlideWear®



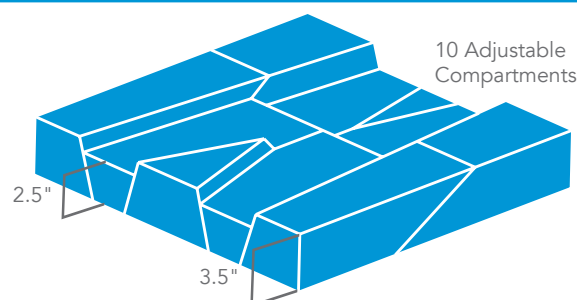
Designed with ten adjustable chambers making the Vector X the most comprehensive positioning cushion in the series.

Coccyx, I.T. and Sacrum bony prominences each have a dedicated chamber that can be partially or fully off-loaded giving the maximum healing opportunity for any stage of wound.

Split and elevated side chambers run front to back to provide independently adjustable chambers for accommodating lateral pelvic asymmetries as well as abduction through the thighs.

Adjustable height medial thigh support chamber allows for the varied adduction needs for each user.

The coccygeal bottom insert serves as a pelvic stabilizer and can quickly be adjusted to off-load the high risk, coccygeal and I.T. region through better loading of the greater trochanters.



10 Adjustable  
Compartments

### STANDARD SIZES

	16" Wide	18" Wide	20" Wide	22" Wide	24" Wide
16" Deep	16 x 16	18 x 16	20 x 16	22 x 16	24 x 16
18" Deep	16 x 18	18 x 18	20 x 18	22 x 18	24 x 18
20" Deep	16 x 20	18 x 20	20 x 20	22 x 20	24 x 20

### WEIGHT CAPACITY

All Sizes	550 lbs
-----------	---------

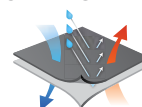
### PART NUMBERS

Cover Style	Stretch-Air	Comfort-Tek
Standard	VTX-S- <b>WWDD</b>	VTX-F- <b>WWDD</b>
With GlideWear®	VTX-SQ- <b>WWDD</b>	VTX-FQ- <b>WWDD</b>

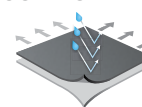
**WWDD** TO BE REPLACED. **WW** = WIDTH & **DD** = DEPTH IN INCHES

### COVER OPTIONS

#### STRETCH-AIR



#### COMFORT-TEK



\*Available with GlideWear® Technology. See page 3 for details.

## VECTOR



### FEATURES

Eight fully adjustable compartments provide a custom fit with maintenance free Comfort Cells.

### PART NUMBERS

Cover Style	Thickness	Stretch-Air	Comfort-Tek
Standard	3.5"	VT-S- <b>WWDD</b>	VT-F- <b>WWDD</b>
Low	2.5"	VT-SL- <b>WWDD</b>	VT-FL- <b>WWDD</b>

**WWDD** TO BE REPLACED. **WW** = WIDTH & **DD** = DEPTH IN INCHES

Please refer to the standard size chart in the Vector X section for available sizes. Vector Low not available in 22" or 24" wide sizes.